

Information For Consideration By The Board of Education
Related To Possible Calendar Changes For 2010-11

Compiled By The Growth and Planning Department
For Discussion At The BOE Committee Of The Whole, March 2nd, 2010

At the December 1, 2009 Board of Education meeting, the following resolution was passed:

RESOLUTION TO ENSURE PARENTAL CHOICE REGARDING YEAR-ROUND SCHOOLS

WHEREAS, the Wake County Board of Education believes that neighborhood and voluntary school assignments are in the best interest of students, families, and teachers, as well as the citizens and taxpayers of Wake County;

WHEREAS, the Board desires to permit voluntary year-round assignments to continue while ending mandatory year-round assignments beginning with the 2010-2011 academic year;

NOW, THEREFORE, BE IT RESOLVED, BY THE WAKE COUNTY BOARD OF EDUCATION THAT:

The Superintendent shall perform a review of the following items, and, no later than the first Board of Education meeting in April 2010 report back to the Board regarding the following:

- a. Utilization of all current year-round calendar schools, including trace distribution, changes in enrollments since 2006 and the breakdown of students who attend year-round calendar schools as a result of “base school” assignment or by calendar application process.
- b. The results of a survey of all parents of actively enrolled Wake County students in kindergarten through 8th grade to identify areas of the county in which to locate year-round schools based on local demand.
- c. Identify geographic locations within Wake County currently not served by year-round calendar schools.
- d. Based upon the information collected in items a, b, and c, and with further direction from the Board, identify current year-round calendar schools to be converted back to traditional calendar schools based on the survey results.

On January 3, 2010, staff presented utilization information at the Committee of the Whole.

On February 2, the Evaluation and Research Department shared the results from the student and staff surveys on school calendar.

In response to this resolution, the staff of the Growth and Planning Department is presenting the attached information for discussion and consideration by the Board. Staff is providing information for the three schools where parent survey results indicated that a majority of parents prefer a traditional calendar, and for one new school.

The following information is provided:

A spreadsheet with selected survey responses

Individual worksheets for four schools

Maps showing elementary and middle school locations

If the Board decides to change any school calendars for 2010-11, decisions will need to be made regarding what application options should be offered and what timeline should be followed for completion of assignments for 2010-11.

**Results From Selected Questions Regarding School Calendar
For 2009-10 Year-Round and Modified Calendar Schools**

Lev	School Name	Schl Code	Cal 09-10	Memb In Dec09	Percent Of Parents Who Prefer A Traditional Calendar (Question 6)	Parent Pct Likely To Try To Change School If Calendar Is Changed (Question 13)	Staff Pct Prefer To Keep Current Calendar (Question 9)	Staff Pct Likely To Try To Change School If Calendar Is Changed (Question 10)
M	Leesville Road Middle	471	YR	1,280	60%	21%	62%	33%
E	Wakefield Elementary	593	YR	845	57%	21%	50%	26%
M	Salem Middle	551	YR	1,326	56%	19%	57%	17%
E	Barwell Rd Elementary	329	YR	797	46%	40%	73%	63%
E	Hodge Road Elementary	446	YR	751	45%	48%	71%	45%
E	Green Hope Elementary	439	YR	877	44%	31%	59%	30%
E	Mills Park Elementary	501	YR	813	43%	24%	69%	29%
E	Carver Elementary	362	Mod	422	43%	34%	97%	41%
M	East Wake Middle	410	YR	996	41%	39%	61%	35%
E	Salem Elementary	550	YR	969	40%	24%	59%	26%
E	Highcroft Elementary	443	YR	772	40%	25%	37%	27%
M	Moore Square Middle	506	Mod	472	36%	30%	90%	50%
M	Centennial Middle	370	Mod	675	35%	26%	92%	48%
E	Lockhart Elementary	480	YR	745	35%	37%	63%	25%
E	Partnership Elementary	525	Mod	322	33%	37%	94%	47%
E	Leesville Road Elementary	469	YR	1,070	32%	34%	56%	32%
E	River Bend Elementary	302	YR	636	31%	51%	82%	51%
E	Lake Myra Elementary	474	YR	487	31%	41%	98%	40%
E	Carpenter Village Elementary	358	YR	811	30%	50%	90%	54%
E	East Garner Elementary	403	YR	734	27%	45%	76%	47%
E	Brassfield Elementary	334	YR	769	26%	29%	88%	24%
E	Pleasant Union Elementary	531	YR	678	26%	28%	85%	26%
E	Olive Chapel Elementary	523	YR	1,037	26%	36%	56%	28%
E	Wilburn Elementary	616	YR	715	25%	52%	80%	49%
E	Holly Springs Elementary	447	YR	1,060	25%	45%	82%	36%
E	Harris Creek Elementary	451	YR	835	24%	44%	87%	57%
E	Ballentine Elementary	327	YR	688	24%	41%	78%	42%
M	East Cary Middle	402	YR	868	23%	52%	96%	47%
E	Brier Creek Elementary	342	YR	739	22%	41%	76%	42%
E	Laurel Park	467	YR	921	22%	53%	89%	62%

**Results From Selected Questions Regarding School Calendar
For 2009-10 Year-Round and Modified Calendar Schools**

Lev	School Name	Schl Code	Cal 09-10	Memb In Dec09	Percent Of Parents Who Prefer A Traditional Calendar (Question 6)	Parent Pct Likely To Try To Change School If Calendar Is Changed (Question 13)	Staff Pct Prefer To Keep Current Calendar (Question 9)	Staff Pct Likely To Try To Change School If Calendar Is Changed (Question 10)
E	Banks Road Elementary	325	YR	605	21%	42%	82%	22%
E	Sycamore Creek	569	YR	712	21%	36%	94%	40%
E	Middle Creek Elementary	494	YR	969	21%	44%	78%	40%
E	Rand Road Elementary	540	YR	617	21%	42%	62%	17%
S	Southeast Raleigh High	562	Mod	1,575	21%	43%	96%	59%
E	Willow Springs Elementary	624	YR	910	20%	36%	69%	30%
E	Herbert Akins Road Elementary	306	YR	651	20%	45%	92%	48%
E	Vance Elementary	576	YR	606	20%	47%	80%	50%
E	North Forest Pines Elementary	514	YR	835	19%	49%	90%	44%
E	Turner Creek Elementary	571	YR	925	18%	49%	91%	63%
M	North Garner Middle	512	YR	1,254	18%	50%	82%	27%
M	West Lake Middle	607	YR	1,459	18%	47%	97%	65%
E	Green Elementary	440	YR	532	15%	61%	91%	56%
E	Holly Grove Elementary	457	YR	785	15%	43%	93%	56%
E	Sanford Creek Elementary	554	YR	616	15%	57%	79%	48%
M	Lufkin Middle	484	YR	1,170	14%	51%	96%	60%
E	West Lake Elementary	606	YR	779	14%	46%	89%	64%
M	Durant Road Middle	399	YR	1,307	13%	53%	94%	57%
E	Heritage Elementary	454	YR	854	13%	41%	94%	61%
E	Durant Road Elementary	398	YR	951	12%	50%	97%	66%
E	Timber Drive Elementary	570	YR	830	11%	48%	92%	47%
E	Morrisville Elementary	504	YR	826	10%	51%	84%	48%
E	Jones Dairy Elementary	453	YR	814	10%	53%	90%	50%
M	Heritage Middle	444	YR	1,265	9%	52%	90%	63%
E	Oak Grove Elementary	522	YR	862	5%	55%	100%	75%
E	Adams Elementary	304	YR	729	4%	66%	93%	65%

Information For Consideration By The Board of Education
Related To Possible Calendar Changes For 2010-11

Compiled By The Growth and Planning Department
For Discussion At The BOE Committee Of The Whole, March 2nd, 2010

School: Wakefield Elementary School

Converted from Traditional to Year-Round calendar in 2007-08

Survey Data:

44% of parents responded to the year-round survey. Of those responding:

- 59% were satisfied or very satisfied with the calendar of the school (Question 3)
- 57% prefer a traditional calendar for their child (Question 6)
- 54% indicated that they would prefer that the school change calendar (Question 12)
- 21% indicated that they were likely or very likely to try to move their child to another school if the calendar of their current school is changed. (Question 13)

62 staff members responded to the year-round survey. 42 were certified staff (teachers and administrators) and 20 were support staff. Of those responding:

- 50% prefer to keep the current calendar (Question 9)
- 26% indicated that they are likely or very likely to try to get a job at another school if the calendar is changed (Question 10)
- 58% indicated that calendar type is very important in their decision about where to work
- 43% most preferred to work on a traditional calendar, 46% most preferred a year-round calendar, and 14% most preferred a modified calendar (Question 4)

Capacity and Growth Projections:

Enrollment at Wakefield Elementary was 831 on February 12, 2010. The Wakefield Elementary base assignment area showed no change between 2006-07 and 2008-09. However the number of elementary students in the base area dropped 88 students for the 2009-10 school year. This could reflect the impact of housing foreclosures in the base area during the past year.

Wakefield Elementary was built as a 36 classroom school, designed to serve approximately 600 students on a traditional calendar. The traditional calendar capacity of the school is 745 students, using 11 temporary classrooms and 841, using 15 temporary classrooms. Eight temporary classrooms on the school site are scheduled to be “mothballed” awaiting designation for another school. If no temporary classrooms are moved from the site, the school could accommodate the current population plus the return of 26 traditional calendar applicants from the base area if some students apply to attend an alternative year-round school.

Neighboring schools are very crowded. As of February 12th, Forest Pines was utilized at 119% (traditional), North Forest Pines was at 107% (year-round), Wake Forest Elementary was at 94% (traditional), Heritage Elementary was at 94% (year-round), Jones Dairy Elementary was at 101% (year-round), Durant Elementary was at 106% (year-round).

Growth has been strongest in the Forest Pines base area (up 248 students in the past three years), Jones Dairy base area (up 158 students in three years) and Heritage Elementary base area (up 154 students in three years). Growth at Forest Pines, North Forest Pines, and Heritage Elementary cannot be accommodated with more temporary classrooms. Some reassignment will be needed before other elementary schools (E20 and E25) are available in the northern Wake area. Some

current capacity is available at Rolesville Elementary (approximately 75) and Sanford Creek Elementary (approximately 170) but schools to the south of Rolesville are also overcrowded.

Calendar Continuity and Application Options

Wakefield Elementary currently feeds to Wakefield Middle (10 nodes, 447 students) and East Millbrook Middle (4 nodes, 119 students). Both middle schools are on traditional calendars. Families seeking a year-round calendar for a middle school sibling can apply to Durant Middle and they have priority for placement because the elementary sibling is on a year-round calendar.

If Wakefield Elementary changes to a traditional calendar, the only year-round school with available space for applicants would be Sanford Creek Elementary, which is currently serving 617 students with capacity for 791. Sanford Creek does not currently take calendar applications. Sanford Creek is located near Rolesville Elementary which is the current traditional calendar application school for the Wakefield base area, so changing the calendar application option should not have a significant impact on transportation costs.

Temporary Classroom Utilization and Capital Expenditure Planning

Changing Wakefield Elementary to a traditional calendar would eliminate 278 potential elementary school seats in the northern Wake County area and increase the urgent need for another elementary school. Reassignment will probably be required from the Wakefield/Wake Forest area to the two Rolesville area schools in order to accommodate growth prior to the construction of another elementary school.

On a traditional calendar, as noted above, Wakefield Elementary will require the use of all fifteen temporary classrooms currently located on the campus. As was true prior to conversion to the year-round calendar, core facilities will be stressed and traffic congestion will be high. Access to bathrooms is a particular concern when more than 800 students are on the campus at one time. Current mobile classrooms occupy needed upper grade playground space and have been identified for future removal.

278 seats represent approximately 25% of the year-round capacity of a new elementary school which is the equivalent of \$5.9 million (2010 costs) in capital funding.

Information For Consideration By The Board of Education
Related To Possible Calendar Changes For 2010-11

Compiled By The Growth and Planning Department
For Discussion At The BOE Committee Of The Whole, March 2nd, 2010

School: Leesville Road Middle School

Converted from Traditional to Year-Round calendar in 2009-10

Survey Data:

39% of parents responded to the year-round survey. Of those responding:

- 55% were satisfied or very satisfied with the calendar of the school (Question 3)
- 60% prefer a traditional calendar for their child (Question 6)
- 58% indicated that they would prefer that the school change calendar (Question 12)
- 21% indicated that they were likely or very likely to try to move their child to another school if the calendar of their current school is changed. (Question 13)

Further analysis of parent survey responses examined the “next grade” and “next school” of students. The percentage of parents whose children will be assigned to Leesville Rd Middle for next year who indicated that they prefer a traditional calendar for their child varied widely by grade level, as shown in the following bullets:

- 72% of parents of current 8th grade students (who will go on to high school) preferred a traditional calendar.
- 58% of parents of current 6th and 7th grade students (who will remain at LRMS) preferred a traditional calendar.
- 49% of parents of current 5th grade students who reside in the LRMS base area preferred a traditional calendar.

70 staff members responded to the year-round survey. 62 were certified staff (teachers and administrators) and 8 were support staff. Of those responding:

- 62% prefer to keep the current calendar (Question 9)
- 33% indicated that they are likely or very likely to try to get a job at another school if the calendar is changed (Question 10)
- 44% indicated that calendar type is very important in their decision about where to work
- 31% most preferred to work on a traditional calendar, 65% most preferred a year-round calendar, and 6% most preferred a modified calendar (Question 4)

Capacity and Growth Projections:

Enrollment at Leesville Road Middle was 1289 on February 12, 2010. The Leesville Road assignment area has seen no change since 2006-07 until 2010-11 when feeder pattern alignments from elementary to middle and middle to high were made in the multi-year assignment plan.

The Leesville Middle campus was designed as a traditional calendar school with a campus capacity of 900. Leesville Middle currently has 64 permanent classrooms and 17 temporary classrooms (There are plans to remove two leased units at an annual savings of \$4,800). The Leesville Middle campus has a year-round capacity of 1344. Along with the change to a year-round calendar, Leesville Middle was also designated as a year-round application school. There are 50 students who currently attend Leesville as application students. There are 55 Leesville base students who currently attend their traditional calendar application school. There has been little to no growth in 2010-11 base attendance nodes for Leesville Middle over the past three years.

Calendar Continuity and Application Options

Leesville Middle is fed by students from Brier Creek (2 nodes, 54 students, year-round calendar), Hilburn (most of the nodes, 269 students, traditional calendar), Jeffrey's Grove (2 nodes, 31 students, traditional calendar), Leesville (all nodes, 446 students, year-round calendar), Sycamore Creek (all nodes, 396 students, year-round calendar), and York (more than half the nodes, 196 students, traditional calendar). 83% of Leesville Middle base students come from year-round calendar elementary schools. Leesville Middle receives application students from Daniels and West Millbrook Middle.

Currently, families in the LRMS base who want a traditional calendar can apply to Daniels Middle (from the southern portion of the base) or West Millbrook Middle (from the northern portion of the base). The approximate distance from Leesville to the application schools is 7-9 miles to West Millbrook and 6-7 miles to Daniels. If LRMS is on a traditional calendar and the application options become Durant Middle and East Cary Middle, the distance from Leesville to the application schools will be 11-13 miles. The distance from LRMS to Daniels is 7 miles, to West Millbrook is 7.3 miles, to Durant Middle is 10.3 miles, and to East Cary Middle is 11.6 miles.

Mobile Utilization and Capital Expenditure Planning

On a traditional calendar, as noted above, Leesville Road Middle will require the use of all sixteen (16) temporary classrooms, currently located on the campus. Plans to remove the two leased units, at an annual savings of \$4,800, will be canceled. As was true prior to conversion to the year-round calendar, core facilities will be stressed and traffic congestion will be high. Utilization of all temporary classrooms by the middle school will prevent a portion of those classrooms to be used by the high school to address the anticipated overcrowding. It should be noted that four of the temporary classrooms located on the LRMS campus are substandard in size and cannot support normal middle school programming. They are only appropriate for small classes.

Changing Leesville Road Middle to a traditional calendar would eliminate 312 potential middle school seats in the northwestern Wake County area and increase the need for another new middle school sooner than the current plan. Lost seats represent approximately 20% of the capacity of a new large middle school and would require an additional \$8.2M (2010 costs) in capital funding.

Information For Consideration⁹ By The Board of Education
Related To Possible Calendar Changes For 2010-11

Compiled By The Growth and Planning Department
For Discussion At The BOE Committee Of The Whole, March 2nd, 2010

School: Mills Park Middle School

Opens on the Year-Round calendar in 2010-11

Survey Data for rising middle school students:

53% of MPMS parents responded to the year-round survey. Of those responding:

- 70% were satisfied or very satisfied with the calendar of the school (Question 3)
- 63% prefer a traditional calendar for their child (Question 6)
- 44% indicated that they would prefer that the school change calendar (Question 12)
- 37% indicated that they were likely or very likely to try to move their child to another school if the calendar of their current school is changed. (Question 13)

Capacity and Growth Projections:

Projected enrollment for 2010-11 for Mills Park Middle is 1000 students. Mills Park Middle is a large model year-round school with 82 teaching spaces and a capacity of 1623. Mills Park Middle traditional calendar capacity is 1311. Schools sending students to Mills Park Middle include: Dillard Middle (3 nodes, 66 students), Reedy Creek Middle (3 nodes, 48 students), East Cary Middle (1 node, 24 students) Salem Middle (20 nodes, 618 students) and West Cary Middle (14 nodes, 428 students). Mills Park Middle will receive existing year-round application students from Lufkin and East Cary Middle and attend Mills Park as base students (41 students).

As noted earlier, during the past three years growth in the new Mills Park Middle base attendance area was 327 middle school students. The school is expected to fill rapidly as new housing in the western portion of the county drives enrollment growth.

Calendar Continuity and Application Options

Mills Park Middle is fed by students from Alston Ridge (all but two nodes, 357 students, year-round calendar), Highcroft (all nodes, 315 students, year-round calendar), and Mills Park (all nodes, 353 students, year-round calendar). 100% of Mills Park Middle's base population is base at an elementary year-round school.

Mills Park Middle is not an application school. Families in the Mills Park Middle base who want a traditional calendar can apply to West Cary Middle. The approximate distance from the application areas to the application school is 8-10 miles. If Mills Park changes to a traditional calendar, the year-round schools with available space for applicants are East Cary Middle, which currently serves 815 students with a capacity for 1293 and Lufkin Road Middle, which currently serves 1166 students with a capacity of 1248. The approximate distance from Mills Park to Lufkin Road Middle is 7-13 miles and 9-11 miles to East Cary Middle. There will be additional transportation costs to bus applications students to East Cary or Lufkin.

Mobile Utilization and Capital Expenditure Planning

Changing Mills Park Middle to a traditional calendar would eliminate 317 middle school seats in the western Wake County area. Lost seats would require an additional \$8.2 million (2010 costs) in capital funding.

Information For Consideration¹ By The Board of Education
Related To Possible Calendar Changes For 2010-11

Compiled By The Growth and Planning Department
For Discussion At The BOE Committee Of The Whole, March 2nd, 2010

School: Salem Middle School

Converted from Traditional to Year-Round calendar in 2007-08

Survey Data:

52% of parents responded to the year-round survey. Of those responding:

- 63% were satisfied or very satisfied with the calendar of the school (Question 3)
- 56% prefer a traditional calendar for their child (Question 6)
- 55% indicated that they would prefer that the school change calendar (Question 12)
- 19% indicated that they were likely or very likely to try to move their child to another school if the calendar of their current school is changed. (Question 13)

Further analysis of parent survey responses examined the “next grade” and “next school” of students. The percentage of parents whose children will be assigned to Salem Middle for next year who indicated that they prefer a traditional calendar for their child varied widely by grade level, as shown in the following bullets:

- 63% of parents of current 8th grade students (who will go on to high school) preferred a traditional calendar.
- 51% of parents of current 6th and 7th grade students (who will remain at Salem Middle) preferred a traditional calendar.
- 46% of parents of current 5th grade students who reside in the Salem Middle base area preferred a traditional calendar.

83 staff members responded to the year-round survey. 82 were certified staff (teachers and administrators) and 1 was support staff. Of those responding:

- 57% prefer to keep the current calendar (Question 9)
- 17% indicated that they are likely or very likely to try to get a job at another school if the calendar is changed (Question 10)
- 31% indicated that calendar type is very important in their decision about where to work (Question 8)
- 44% most preferred to work on a traditional calendar, 44% most preferred a year-round calendar, and 14% most preferred a modified calendar (Question 4)

Capacity and Growth Projections:

Enrollment at Salem Middle was 1,335 on February 12, 2010. The Salem Middle assignment area was enlarged in 2006-07 to relieve crowding at Apex Middle. Other changes in Salem Middle’s assignment area will occur in 2010-11 with the opening of Mills Park Middle.

Growth within the assignment area for Salem Middle shows a three-year steady increase in middle school students, increasing from 1,319 in 2006-07 to 1,558 in 2009-10 (about 80 students per year). There are currently 108 Salem base area students currently attending their traditional calendar application school, and 129 attending magnet schools.

Salem Middle was built as a small middle school with 57 classrooms, designed to serve approximately 981 students on a traditional calendar, using two temporary classrooms. The capacity with two temporary classrooms increased to 1,269 students when the school changed to a year-round calendar in the 2007-08 school year.

Salem Middle is projected to have between 1,174 (no growth) and 1,275 students (current plus projected growth) plus any reassigned students who grandfather in 2010. With a significant portion of the current base students returning to the school if it changes to a traditional calendar, Salem Middle's enrollment could easily exceed 1,350 and crowding at Salem Middle will be significant. The campus cannot support that many students and some reassignment will be needed if Salem Middle is changed to a traditional calendar.

Calendar Continuity and Application Options

Salem Middle is fed by students from Baucom (6 nodes, 184 students, traditional calendar), Carpenter (2 nodes, 24 students, year-round), Laurel Park (10 nodes, 295 students, year-round), Salem (all nodes, 552 students, year-round), and Turner Creek (8 nodes, 257 students, year-round). 86% of Salem Middle's base population is base at an elementary year-round school.

If Salem Middle changes to a traditional calendar, the year-round schools with available space for applicants are East Cary Middle, which is currently serving 866 students with capacity for 1,293 and Lufkin Road Middle, which is currently serving 1,168 students with a capacity for 1,248. Mills Park Middle is not currently designated as an application school. Mills Park Middle is projected to open with approximately 1,000 students with a campus capacity of 1,623.

Currently, families in the Salem Middle base who want a traditional calendar can apply to Apex Middle. The approximate distance from the application areas to the application schools is 2-5 miles. The approximate distance from Salem Middle to Apex Middle is 2.4 miles, to Lufkin Road Middle is 4.1 miles, to East Cary Middle is 7.2 miles, and to Mills Park Middle is 8.0 miles. There will be additional transportation costs to bus application students to Lufkin or East Cary Middle.

It should be noted that during the past three years, growth in the new Mills Park Middle base attendance area was 327 middle school students. The school is expected to fill rapidly as new housing in the western portion of the county drives enrollment growth.

Mobile Utilization and Capital Expenditure Planning

Changing Salem Middle to a traditional calendar would eliminate 312 potential middle school seats in the western Wake County area and increase the need for another new middle school. Lost seats represent approximately 20% of the capacity of a new large middle school and would require an additional \$8.2M (2010 costs) in capital funding.

On a traditional calendar, Salem Middle would require 12 additional temporary classrooms, costing approximately \$600k, to support current enrollment, subject to municipal approval. Core facilities will be stressed and traffic congestion will be high.

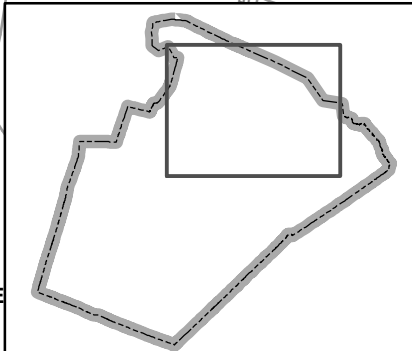
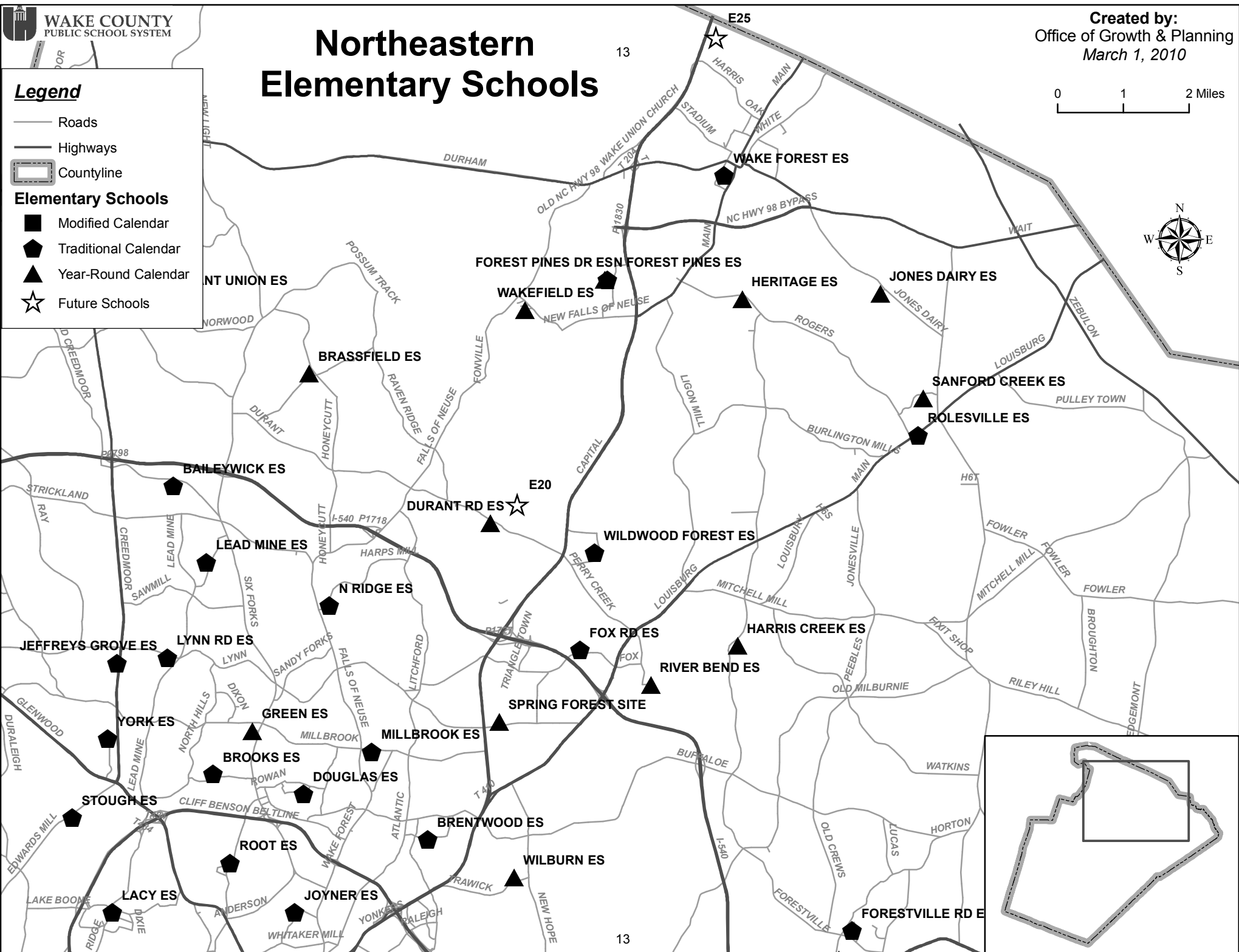
Northeastern Elementary Schools

Legend

- Roads
- Highways
- ▭ Countyline

Elementary Schools

- Modified Calendar
- ◆ Traditional Calendar
- ▲ Year-Round Calendar
- ☆ Future Schools



13

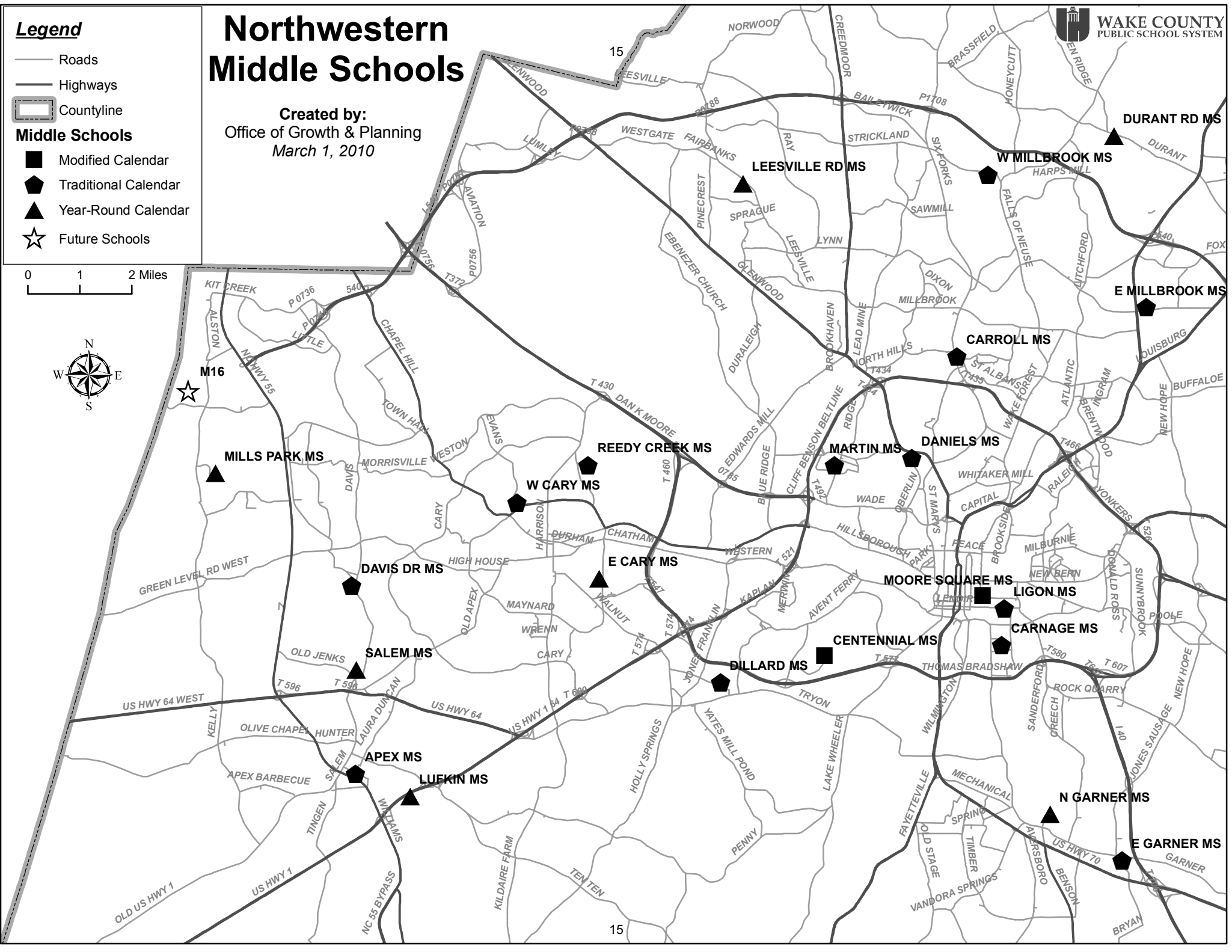

13

Northwestern Middle Schools

Created by:
Office of Growth & Planning
March 1, 2010

Legend

- Roads
- Highways
- ▭ Countyline
- Middle Schools**
- Modified Calendar
- ◆ Traditional Calendar
- ▲ Year-Round Calendar
- ☆ Future Schools



15

15